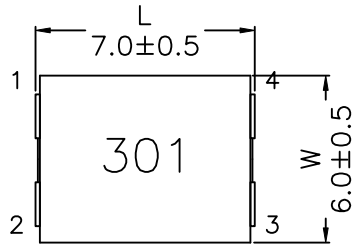
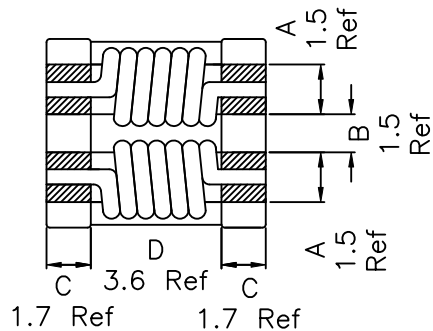
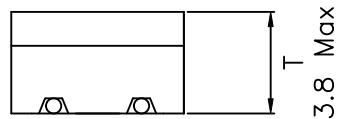
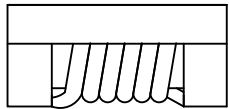


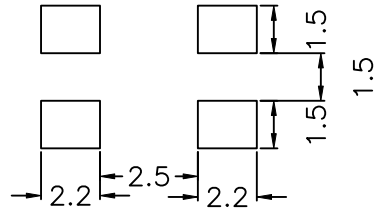
1. Mechanical Dimensions:



Top view

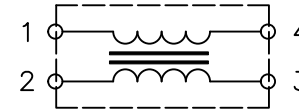


Bottom view



PCB layer

2. Schematic:



3. Electrical Specifications: @25C

Impedance: 300 Ohms Typ 225 Ohms Min @100MHz

Q: 8 Min @100KHz 0.1V

DCR: 10 mOhms Max

Rated Current: 5 Adc

Insulation resistance: 10 MOhms Min

Rated voltage: 80V

Notes:

1. Solderability: Leads shall meet MIL-STD-202G, Method 208H for solderability.
2. Flammability: UL94V-0
3. ASTM oxygen index: > 28%
4. Insulation System: Class F 155°C. UL file E151556
5. All listed parameters are to be within tolerance from -40°C to +85°C unless otherwise noted
6. Storage Temperature Range: -55°C to +125°C
7. Aqueous wash compatible
8. SMD Lead Coplanarity: ±0.004"(0.102mm)
9. Electrical and mechanical specifications 100% tested
10. RoHS Compliant Component
11. Outsourced item processed & controlled under XFMRs QA system

DOC. REV: A/1

XFMRs Inc www.XFMRs.com		Title: Common Mode Choke	
UNLESS OTHERWISE SPECIFIED TOLERANCES: .xx ±0.20 Dimensions in MM	P/N: XFWCMC706035-301		REV A
	DWN.	Xiang	Mar-23-20
	CHK.	YK Liao	Mar-23-20
SHEET 1 OF 2	APP.	DDC	Mar-23-20