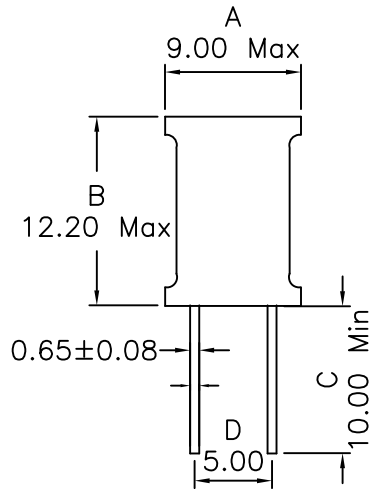
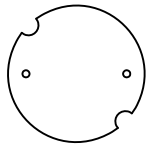


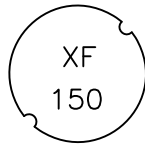
1. Mechanical Dimensions:




MARKING: (ON TOP)



(BOTTOM VIEW)



2. Schematic:



3. Electrical Specifications:

INDUCTANCE: 15.0uH±10% @1KHz, 0.1V
 IDC: 2.90Adc (Based on 5% Drop in OCL)
 DCR: 0.056 Ohms Max
 Q: tbd ref @2.52MHz, 0.1V
 SRF: 12.0 MHz Min

Notes:

1. Solderability: Leads shall meet MIL-STD-202G, Method 208H for solderability.
2. Flammability: UL94V-0
3. ASTM oxygen index: > 28%
4. Insulation System: Class F 155°C. UL file E151556
5. Operating Temperature Range: All listed parameters are to be within tolerance from -40°C to +85°C
6. Storage Temperature Range: -55°C to +125°C
7. Aqueous wash compatible
8. Electrical and mechanical specifications 100% tested
9. RoHS Compliant Component

PRELIMINARY

DOC REV: A/-

XFMRs Inc. www.XFMRS.com	Title: Inductor		
	UNLESS OTHERWISE SPECIFIED	P/N: XFRL0912-150K	REV. A
TOLERANCES: .xx ±0.25	DWN.	Juan Mao	Nov-14-16
Dimensions in MM	CHK.	YK Liao	Nov-14-16
SHEET 1 OF 1	APP.	GL	Nov-14-16

PROPRIETARY

Document is the property of XFMRs Group & is not allowed to be duplicated without authorization.