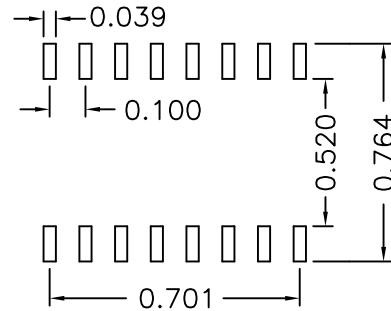
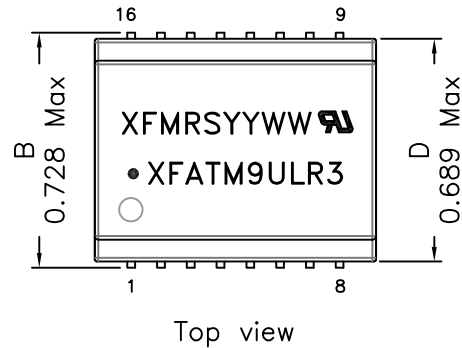
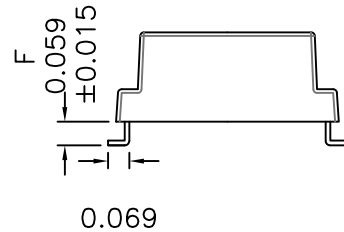
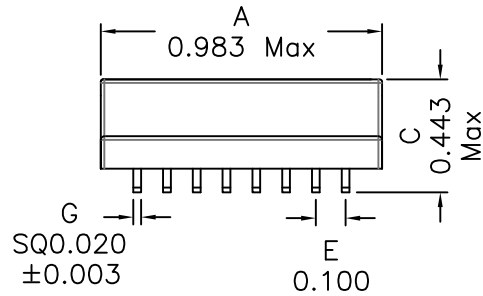


1. Mechanical Dimensions:

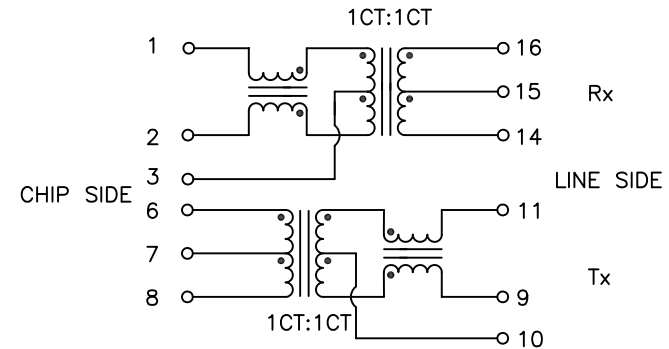


SUGGESTED PCB LAYOUT

Notes:

- Solderability: Leads shall meet MIL-STD-202G, Method 208H for solderability.
- Flammability: UL94V-0
- ASTM oxygen index: > 28%
- Insulation System: Class F 155°C. UL file E151556
- Operating Temperature Range: All listed parameters are to be within tolerance from -40°C to +85°C
- Storage Temperature Range: -55°C to +125°C
- Aqueous wash compatible
- SMD Lead Coplanarity: ±0.004"(0.102mm)
- Electrical and mechanical specifications 100% tested
- RoHS Compliant Component
- UL R/C, File #E165866, Category NWWQ2.
- Designed to meet IEEE802.3af and IEEE802.3at.

2. Schematic:



3. Electrical Specifications: @25°C

- UTP Impedance: 100 OHMS
- Turns Ratio: TX: 1CT:1CT (±2%) RX: 1CT:1CT (±2%)
- Isolation Voltage: 6000 Vrms (CHIP to LINE)
- UTP Side OCL: 350uH Minimum @100KHz, 100mV 30mADC
- UTP Side Q: 18 Minimum @100KHz, 100mV
- Rise Time (10-90%): 2.0ns Typical
- Insertion Loss (1M-100MHz): 1.0dB Maximum
- Return Loss(5-100MHz): -15dB Typical
- CMRR (1-100MHz): -40dB Typical
- Crosstalk Attenuation(1-100MHz): -30dB Minimum
- Sec CTs Rated current: 720mA
- Sec CTs Rated voltage: 57Vdc (1000mA Max, 200mS)

DOC. REV: A/1

XFMRs Inc. www.XFMRs.com	Title: SMD TRANSFORMER FOR 10/100Mb LAN		
	UNLESS OTHERWISE SPECIFIED TOLERANCES: .xxx ±0.010 Dimensions in IN.	P/N: XFATM9ULR3	REV. A
SHEET 1 OF 1	DWN.	Feng	Nov-18-16
	CHK.	YK Liao	Nov-18-16
	APP.	BSJ	Nov-18-16

PROPRIETARY

Document is the property of XFMRs Group & is not allowed to be duplicated without authorization.