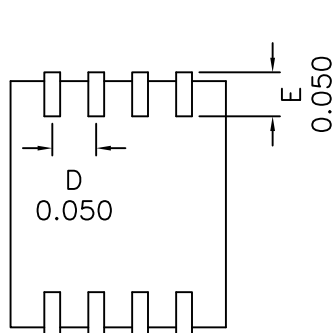
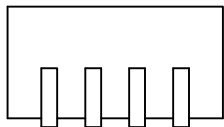
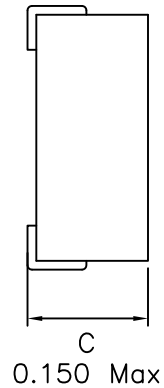
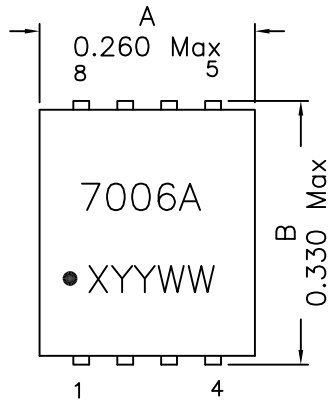
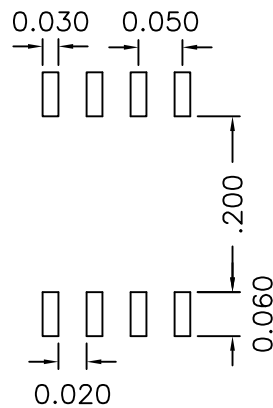


1. Mechanical Dimensions:

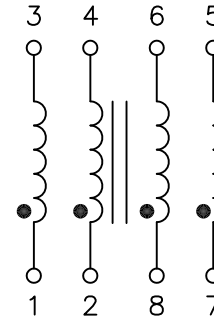


BOTTOM VIEW



Mounting Pattern

2. Schematic:



3. Electrical Specifications: @25°C

OCL: 700uH +50%/-30% @100KHz, 0.1V Each Wdg

OCL: 280uH Min @100KHz, 0.1V at -40C

Q: 5 Min @10KHz, 50mV Each Wdg

LL: Pins 1-3 0.2uH Max @100KHz, 0.1V (Short All Else)

Current Rating: 50mA

DCR: 485 mOhms Typ Each Wdg

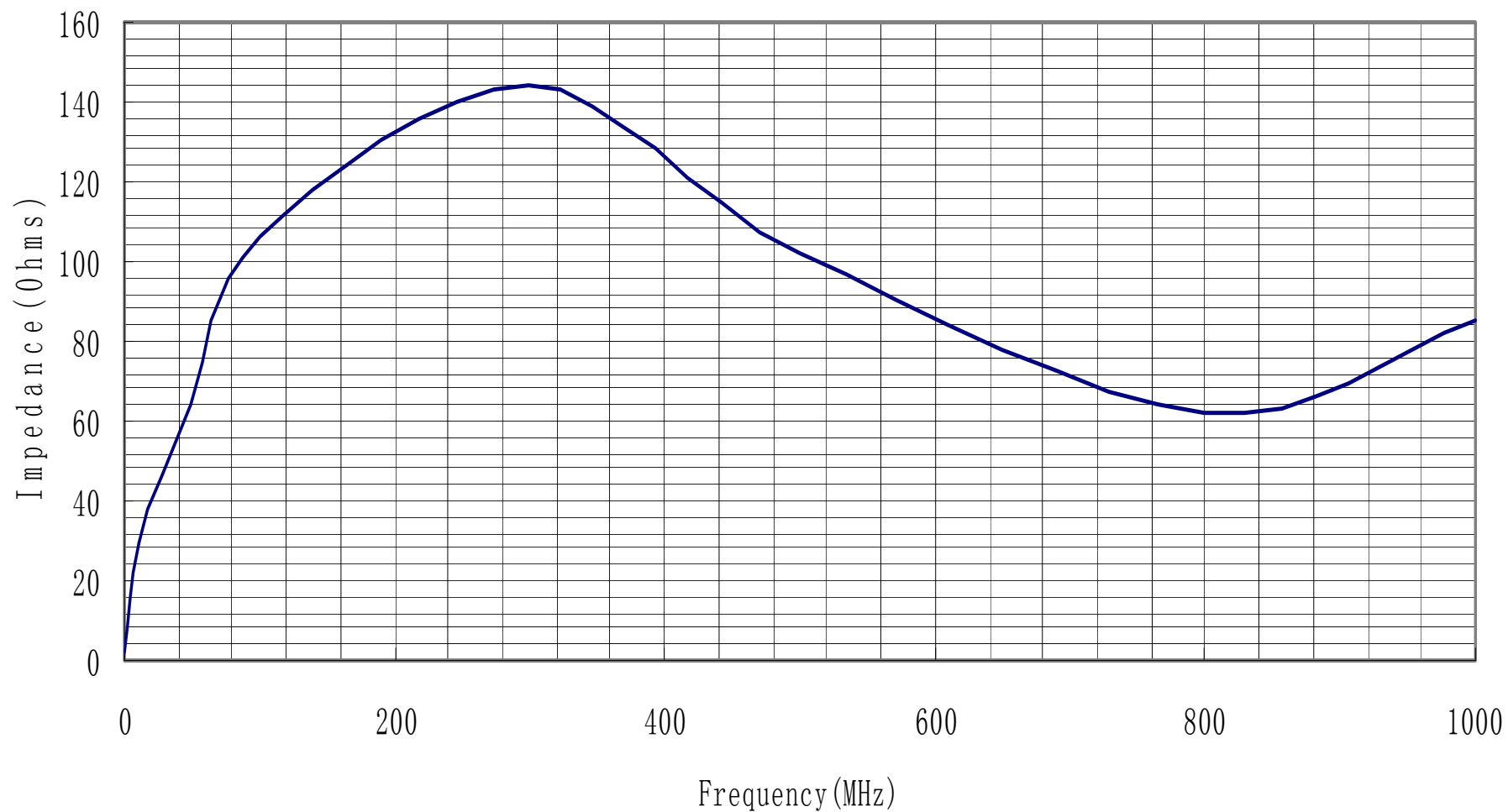
Isolation: 300Vdc Wdg to Wdg

Notes:

1. Solderability: Leads shall meet MIL-STD-202G, Method 208H for solderability.
2. Flammability: UL94V-0
3. ASTM oxygen index: > 28%
4. Insulation System: Class F 155°C. UL file E151556
5. All listed parameters are to be within tolerance from -40C to +85C unless otherwise noted.
6. Storage Temperature Range: -55°C to +125°C
7. Aqueous wash compatible
8. SMD Lead Coplanarity: ±0.004"(0.102mm)
9. Electrical and mechanical specifications 100% tested
10. RoHS Compliant Component
11. Recommended IR Reflow peak temp of 235°C Max.

DOC. REV A/1

XFMRs Inc. www.XFMRs.com	Title: CMC		
	UNLESS OTHERWISE SPECIFIED TOLERANCES: .xxx ±0.010		P/N: XF7006A-4CMC
Dimensions in Inch	DWN.	Yuan	Aug-29-14
SHEET 1 OF 2	CHK.	YK Liao	Aug-29-14
	APP.	DDC	Aug-29-14



DOC. REV A/1

XFMRs Inc. www.XFMRS.com	Title: CMC		
	UNLESS OTHERWISE SPECIFIED TOLERANCES: .xxx ±0.010		P/N: XF7006A-4CMC
Dimensions in Inch	DWN.	Yuan	Aug-29-14
SHEET 1 OF 2	CHK.	YK Liao	Aug-29-14
	APP.	DDC	Aug-29-14

PROPRIETARY

Document is the property of XFMRs Group & is not allowed to be duplicated without authorization.