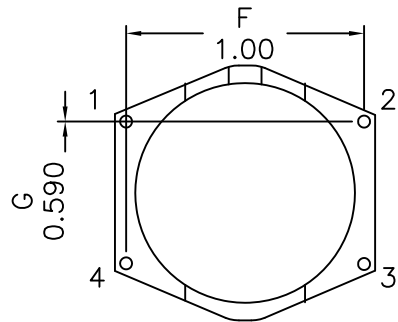
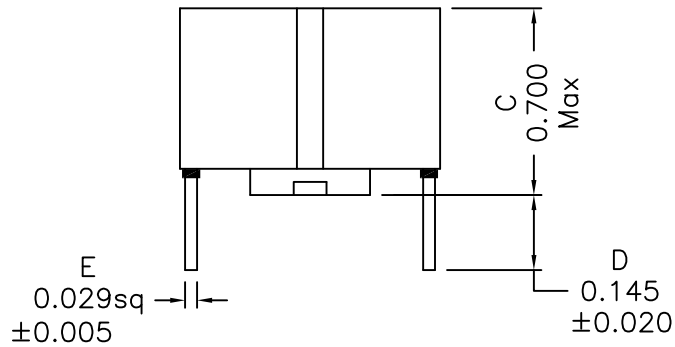
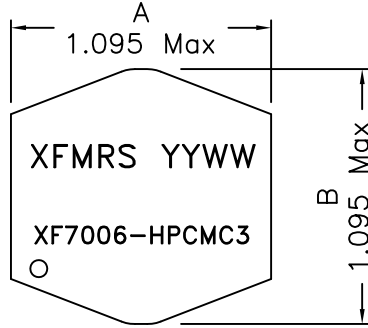


1. Mechanical Dimensions:

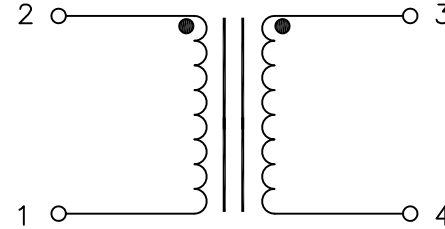


(BOTTOM VIEW)

Notes:

1. Solderability: Leads shall meet MIL-STD-202G, Method 208H for solderability.
2. Flammability: UL94V-0
3. ASTM oxygen index: > 28%
4. Insulation System: Class F 155°C. UL file E151556
5. All listed parameters are to be within tolerance from -55°C to +125°C unless otherwise noted
6. Storage Temperature Range: -55°C to +125°C
7. Aqueous wash compatible
8. Electrical and mechanical specifications 100% tested
9. RoHS Compliant Component

2. Schematic:



3. Electrical Specifications:@25°C

OCL: 700uH Min @10KHz 0.05V Each Wdg.

200uH Min @10KHz 0.05V Each Wdg at -40C to 0C.

Q: 5 Min @10KHz 0.05V Each Wdg.

DCR: 7mOhms Max, Each Wdg.

LL: Pins 2-1 7.0uH Max @100KHz, 0.1V (Short Pins 3-4)

Rated Current: 12A

Isolation Voltage: 1500Vac, Wdg. to Wdg., 2 Sec

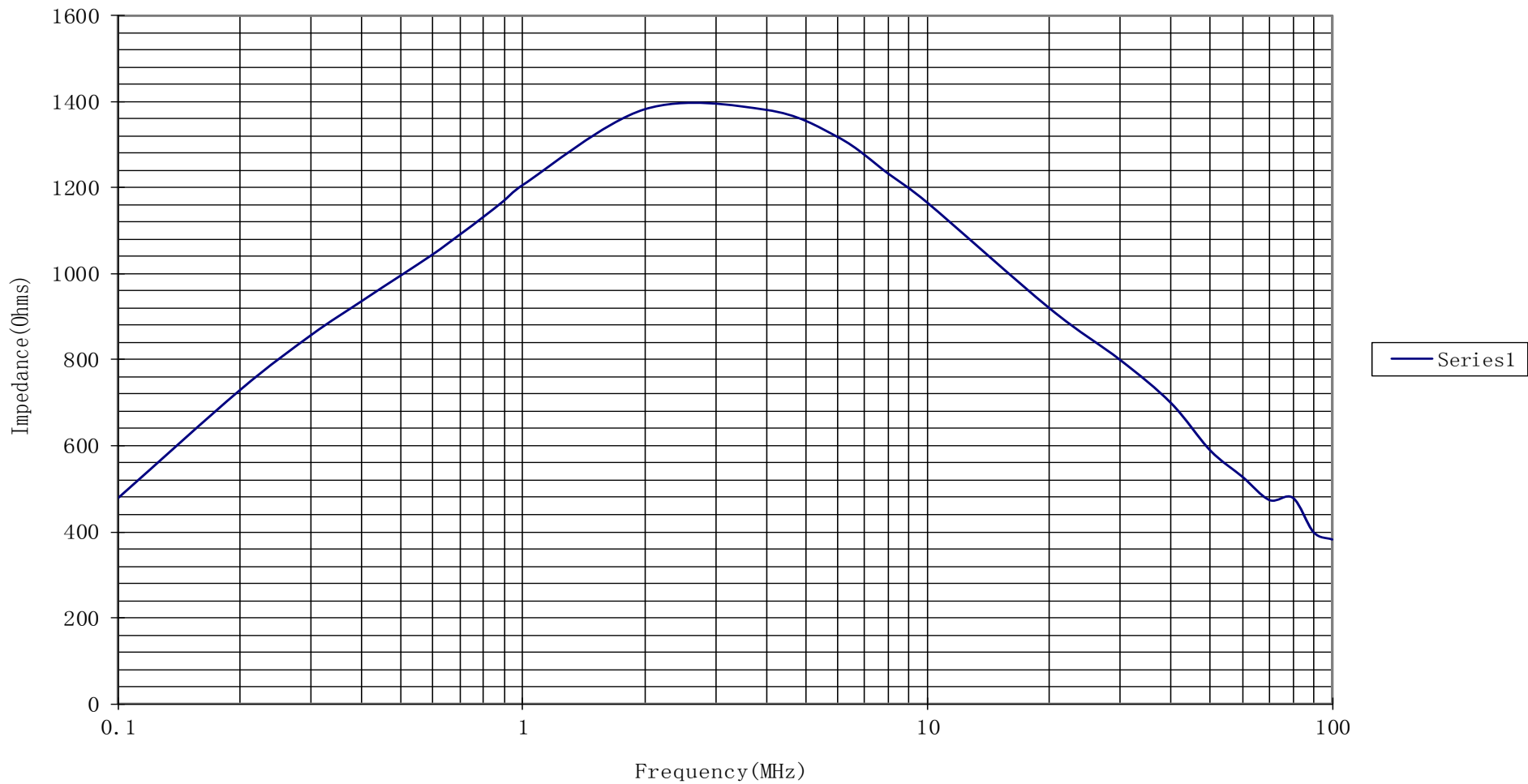
Rated Voltage: 250Vac

XFMRS Inc. www.XFMRS.com		Title: Common Mode Choke	
UNLESS OTHERWISE SPECIFIED TOLERANCES: .xxx ±0.020 Dimensions in INCH		P/N: XF7006-HPCMC3	REV. A
		DWN.	Yuan
		CHK.	YK Liao
		APP.	BW
SHEET 1 OF 2			Mar-30-15

DOC. REV A/2

PROPRIETARY

Document is the property of XFMRS Group & is not allowed to be duplicated without authorization.



XFMRs Inc. www.XFMRS.com	Title: Common Mode Choke		
	UNLESS OTHERWISE SPECIFIED	P/N: XF7006-HPCMC3	REV. A
TOLERANCES: .xxx ±0.020	DWN.	Yuan	Mar-30-15
Dimensions in INCH	CHK.	YK Liao	Mar-30-15
SHEET 2 OF 2	APP.	BW	Mar-30-15

DOC. REV A/2

PROPRIETARY

Document is the property of XFMRs Group & is not allowed to be duplicated without authorization.