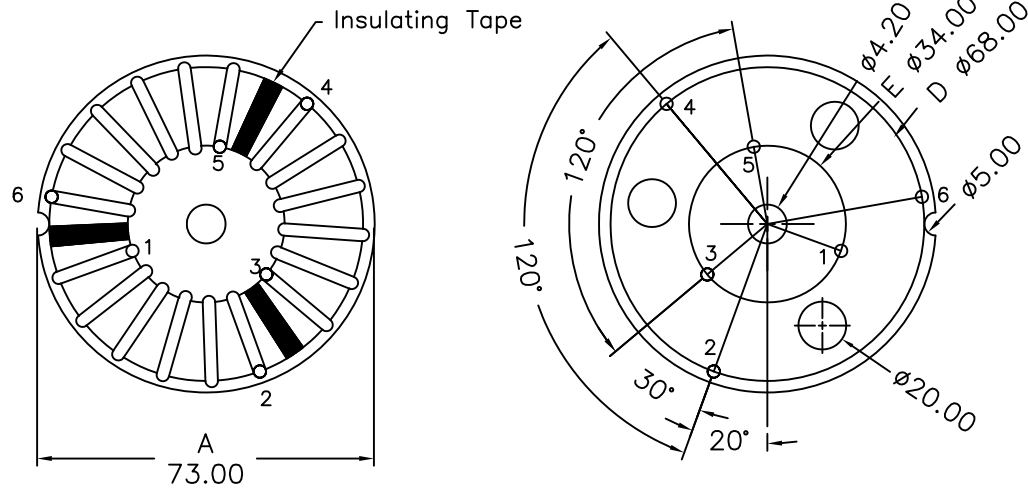
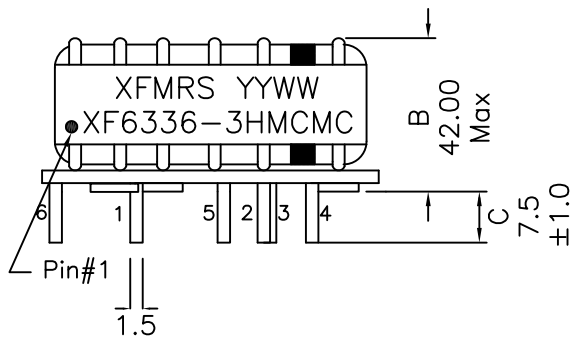


1. Mechanical Dimensions:



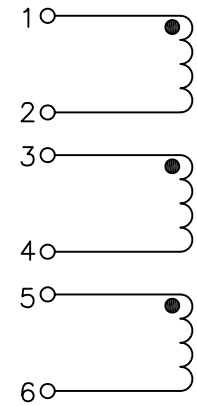
BOTTOM VIEW



Notes:

1. Solderability: Leads shall meet MIL-STD-202G, Method 208H for solderability.
2. Flammability: UL94V-0
3. ASTM oxygen index: > 28%
4. Insulation System: Class F 155°C. UL file E151556
5. All listed parameters are to be within tolerance from -40°C to +85°C unless otherwise noted
6. Storage Temperature Range: -55°C to +125°C
7. Aqueous wash compatible
8. Electrical and mechanical specifications 100% tested
9. RoHS Compliant Component

2. Schematic:



3. Electrical Specifications:@25C

- OCL: 633uH±25% @10KHz 0.1V, Each wdg
 300uH Min @10KHz 0.1V, Each wdg,-40°C to 0°C
 Q: Pins 1-2 tbd Min @10KHz 0.1V
 DCR: 6.0 mOhms Max, Each Wdg
 Rated Current: 25Adc (Balanced)
 Turns Ratio: (1-2):(3-4):(5-6)=1:1:1±2%
 Hipot: 500Vac, Wdg to Wdg

Doc. Rev. A/-

XFMRS Inc. www.XFMRS.com	Title: CMC		
	UNLESS OTHERWISE SPECIFIED	P/N: XF6336-3HMCMC	REV. A
TOLERANCES: .xx ±0.25	DWN.	Mei Chen	Feb-20-13
Dimensions in MM	CHK.	YK Liao	Feb-20-13
SHEET 1 OF 1	APP.	BSJ	Feb-20-13

PROPRIETARY

Document is the property of XFMRS Group & is not allowed to be duplicated without authorization.