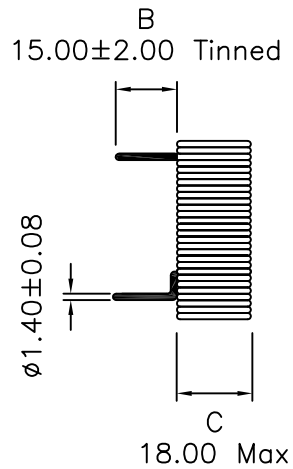
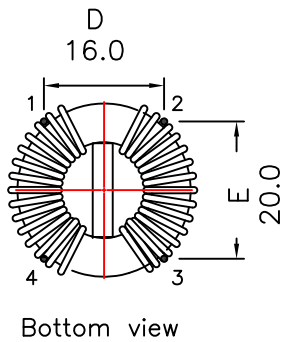
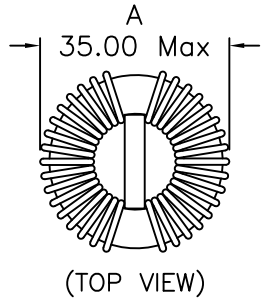
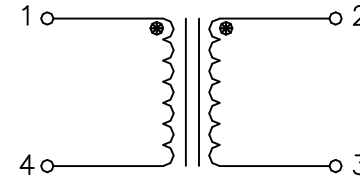


1. Mechanical Dimensions:



2. Schematic:



3. Electrical Specifications: @25°C

OCL: 600uH±35% @10KHz 0.1V, Each Wdg

200uH Min @10KHz 0.1V, Each Wdg at -40C to 0C

Q: 50 Min @10KHz 0.1V, Each Wdg

DCR: 7mOhms Max, Each Wdg

Rated Current: 10A (40°C Temp Rise Max)

Hi-pot: 2400Vac for 2 Sec Wdg to Wdg

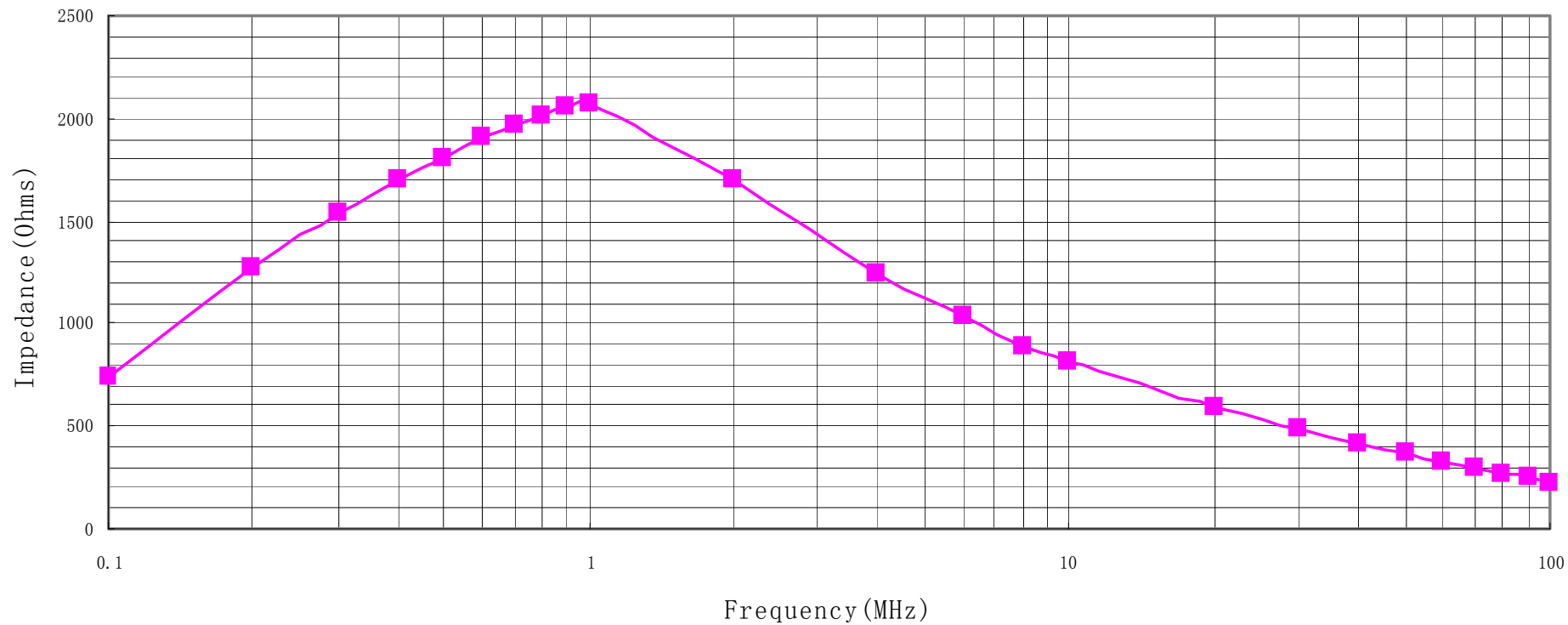
Rated Voltage: 250VAC/VDC

Notes:

1. Solderability: Leads shall meet MIL-STD-202G, Method 208H for solderability.
2. Flammability: UL94V-0
3. ASTM oxygen index: > 28%
4. Insulation System: Class F 155°C. UL file E151556
5. Operating Temperature Range: All listed parameters are to be within tolerance from -40°C to +85°C
6. Storage Temperature Range: -55°C to +125°C
7. Aqueous wash compatible
8. Electrical and mechanical specifications 100% tested
9. RoHS Compliant Component
10. Lead spacing is uncontrolled.

DOC REV: B/2

XFMRs Inc. www.XFMRS.com	Title: COMMON MODE CHOKE		
	UNLESS OTHERWISE SPECIFIED TOLERANCES: .xx ±0.25 Dimensions in MM	P/N: XF6006A-HOCMC	REV.B
SHEET 1 OF 2	DWN. CHK. APP.	Juan YK Liao BW	Sep-06-14 Sep-06-14 Sep-06-14



DOC REV: B/2

XFMRs Inc. www.XFMRS.com	Title: COMMON MODE CHOKE		
	UNLESS OTHERWISE SPECIFIED TOLERANCES: .xx ±0.25 Dimensions in MM		P/N: XF6006A-HOCMC REV.B
SHEET 2 OF 2	DWN.	Juan	Sep-06-14
	CHK.	YK Liao	Sep-06-14
	APP.	BW	Sep-06-14

PROPRIETARY

Document is the property of XFMRs Group & is not allowed to be duplicated without authorization.