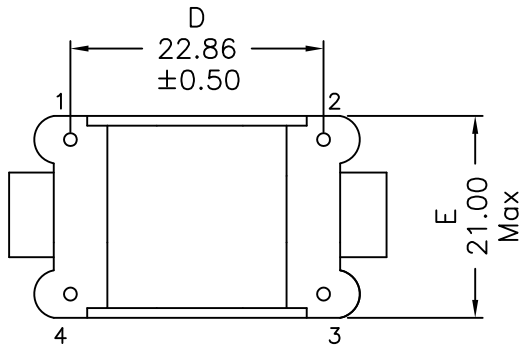
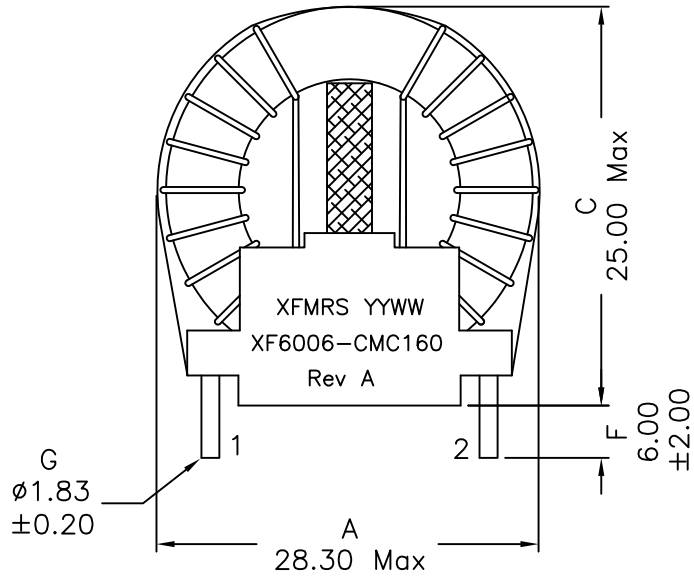
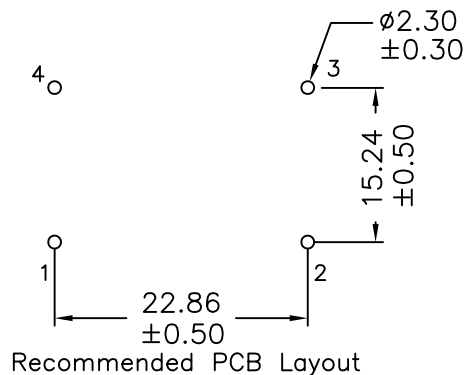


## 1. Mechanical Dimensions:

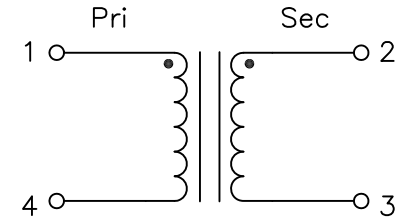


(BOTTOM VIEW)



DOC REV: A/3

## 2. Schematic:



## 3. Electrical Specifications: @25°C

OCL: 420uH Min @10KHz 0.05V, Each Wdg  
Pins 1-4=Pins 2-3 must match ±2%

Q: 3.0 Min @10KHz 0.05V, Each Wdg

DCR: 2.3 mOhms Max Each Wdg @20°C

URNS RATIO: (1-4):(2-3)=1:1±5%

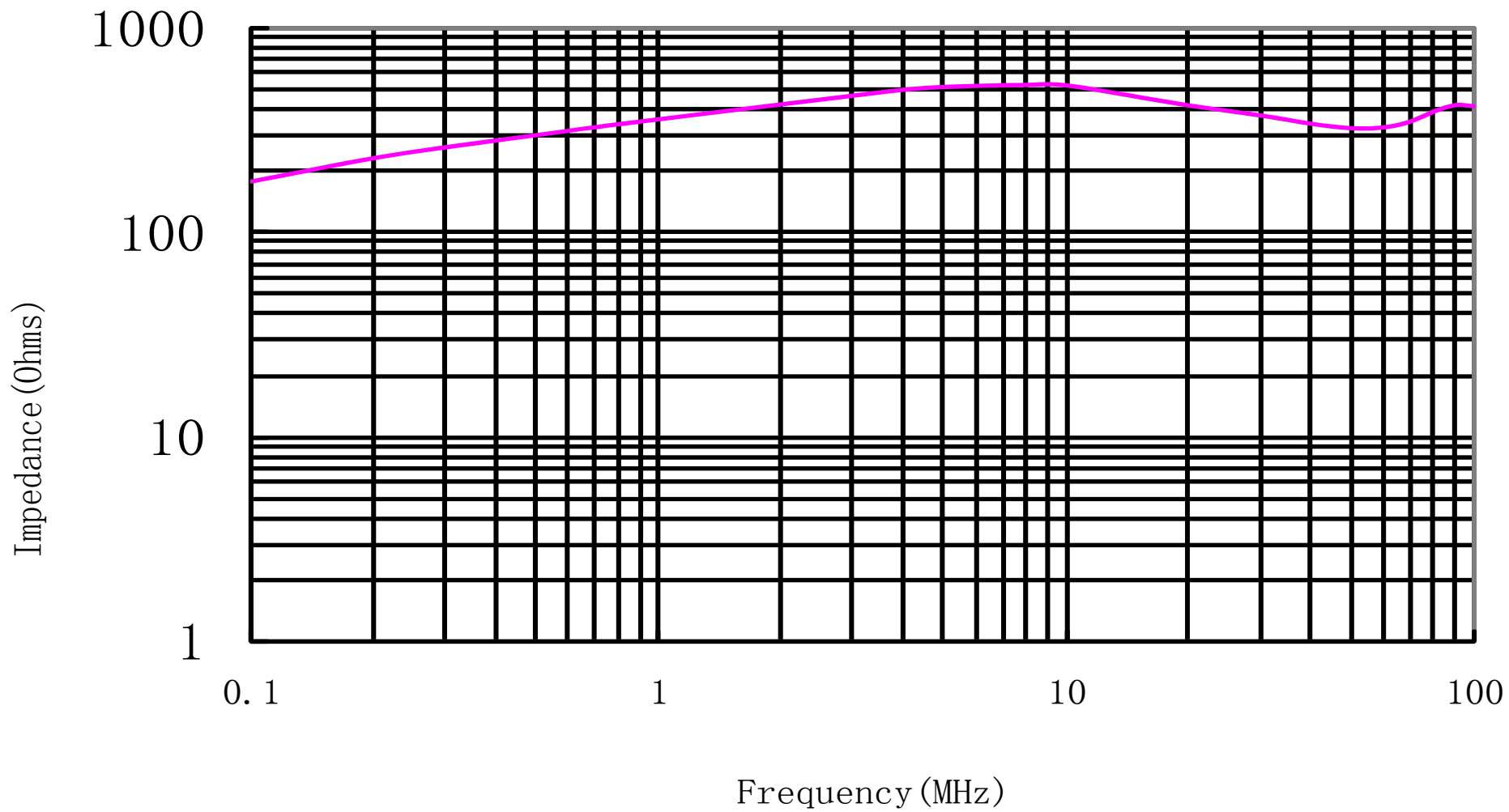
Hipot: 1500Vac, Pri to Sec, 1second

SRF: Pins 1-4 2.5MHz Min

### Notes:

1. Solderability: Leads shall meet MIL-STD-202G, Method 208H for solderability.
2. Flammability: UL94V-0
3. ASTM oxygen index: > 28%
4. Insulation System: Class F 155°C. UL file E151556
5. Operating Temperature: -40°C to +85°C
6. Storage Temperature Range: -55°C to +125°C
7. Aqueous wash compatible
8. Electrical and mechanical specifications 100% tested
9. RoHS Compliant Component
10. Apply 2L 10mm Wide Kapton around coil and base.

<b>XFMR5 Inc</b> www.XFMR5.com	Title: <b>Inductor, Common Mode</b>		
	UNLESS OTHERWISE SPECIFIED	P/N: XF6006-CMC160	REV. A
TOLERANCES: .xx ±0.25	DWN.	Xiang	Apr-12-17
Dimensions in mm	CHK.	YK Liao	Apr-12-17
SHEET 1 OF 2	APP.	Joe Huff	Apr-12-17



DOC REV: A/3

<b>XFMRs Inc</b> www.XFMRs.com	Title: <b>Inductor, Common Mode</b>		
	UNLESS OTHERWISE SPECIFIED TOLERANCES: .xx ±0.25 Dimensions in mm	P/N: XF6006-CMC160	REV. A
	DWN.	Xiang	Apr-12-17
	CHK.	YK Liao	Apr-12-17
SHEET 2 OF 2	APP.	Joe Huff	Apr-12-17

**PROPRIETARY**

Document is the property of XFMRs Group & is not allowed to be duplicated without authorization.