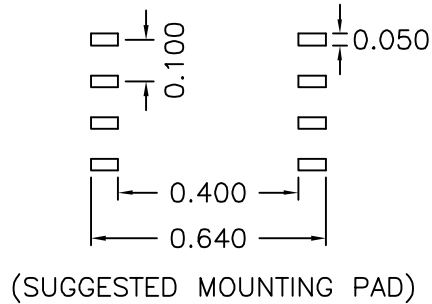
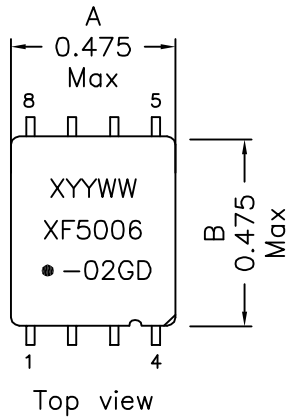
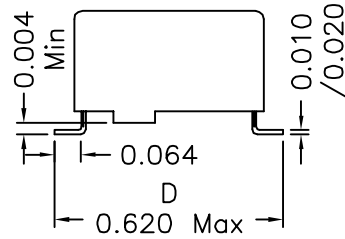
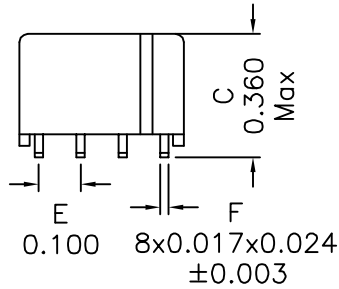
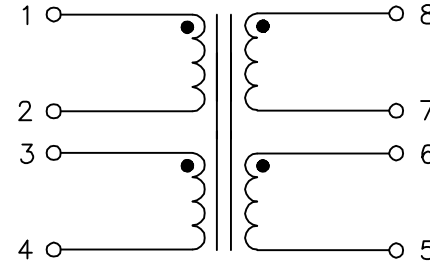


1. Mechanical Dimensions:



2. Schematic:



3. Electrical Specifications: @25°C

OCL: Pins 1-4 500uH Min @100KHz 0.1V (Short 2-3)

Q: Pins 1-4 8 Min @10KHz 0.1V (Short 2-3)

LL: Pins 1-4 1.0uH Max @100KHz 0.1V (Short 2-3; 5,6,7&8)

Cw/w: Pins 1-8 45pF Max @100KHz 0.1V (Short 1-4; 5-8)

DCR: 0.475 Ohms Max (Each Wdg)

ET Constant: Pins 1-4 11V-uS Min (Short 2-3)

Turns Ratio(±2%): (1-2):(3-4):(5-6):(7-8)=1:1:1:1

Isolation: 1-4 to 5-8 6250Vdc for 1 Min, 1mA Max

Notes:

1. Solderability: Leads shall meet MIL-STD-202G, Method 208H for solderability.
2. Flammability: UL94V-0
3. ASTM oxygen index: > 28%
4. Insulation System: Class F 155°C. UL file E151556
5. Operating Temperature Range: -40°C to +125°C
6. Storage Temperature Range: -55°C to +125°C
7. Aqueous wash compatible
8. SMD Lead Coplanarity: ±0.004*(0.102mm)
9. Electrical and mechanical specifications 100% tested
10. RoHS Compliant Component
11. Recommended IR Reflow peak temp of 260C Max.
12. Designed to meet 8mm of Creepage and Clearance.

DOC. REV: A/3

XFMRs [®] www.XFMRS.com	Title: Gate Drive Xfmr		
	UNLESS OTHERWISE SPECIFIED	P/N: XF5006-02GD	REV. A
TOLERANCES: .xxx ±0.010	DWN.	Yuan	Feb-26-19
Dimensions in Inch	CHK.	YK Liao	Feb-26-19
SHEET 1 OF 1	APP.	Joe Huff	Feb-26-19

PROPRIETARY

Document is the property of XFMRs Group & is not allowed to be duplicated without authorization.