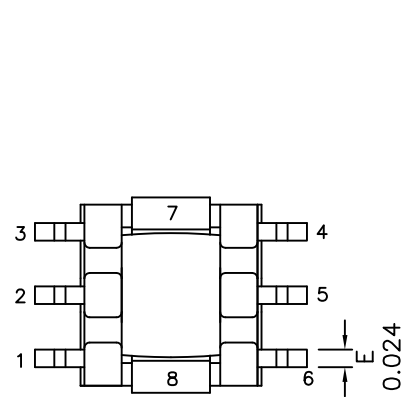
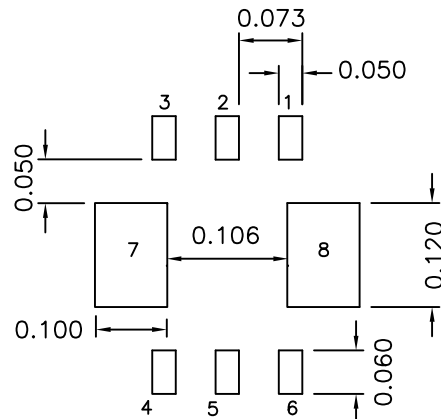


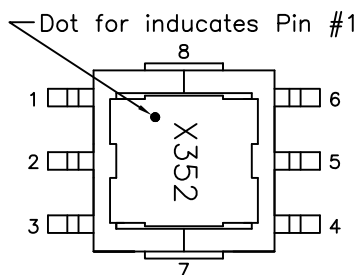
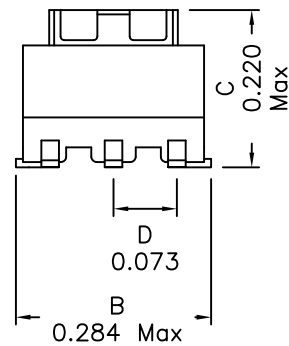
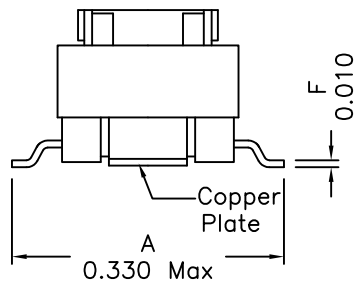
1. Mechanical Dimensions:



(BOTTOM VIEW)

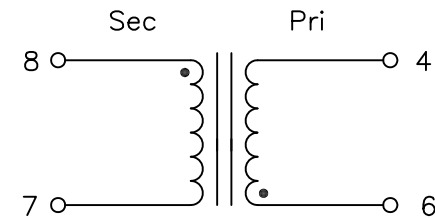


SUGGESTED PCB LAYOUT



(TOP VIEW)

2. Schematic:



3. Electrical Specifications: @25°C

OCL: Pins 6-4 352uH Min @10KHz, 1V

Q: Pins 6-4 3 Min @10KHz, 1V

DCR: Pins 6-4 0.90 Ohms Max

DCR: Pins 8-7 0.75 Ohms Max

Hipot: 500Vac, Pri to Sec

Primary Rating: 20A

Terminating Resistor: 2.5 Ohms 1V out, with
20A AC flowing through PRI

Turns Ratio: (6-4):(8-7)=50:1±5%

SRF: Pins 6-4 600KHz Min

Notes:

1. Solderability: Leads shall meet MIL-STD-202G, Method 208H for solderability.
2. Flammability: UL94V-0
3. ASTM oxygen index: > 28%
4. Insulation System: Class F 155°C. UL file E151556
5. All listed parameters are to be within tolerance from -40°C to +130°C unless otherwise noted.
6. Storage Temperature Range: -55°C to +125°C
7. Aqueous wash compatible
8. SMD Lead Coplanarity: ±0.004"(0.102mm)
9. Electrical and mechanical specifications 100% tested
10. RoHS Compliant Component
11. Recommended IR Reflow peak temp of 250°C Max.

XFMRs Inc www.XFMRs.com	Title: Current Sense Xfmr		
	UNLESS OTHERWISE SPECIFIED		REV. A
TOLERANCES: .xxx ±0.010	P/N: XF3526-EE5CS	DWN.	Xiang Aug-30-16
Dimensions in Inch	CHK.	YK Liao	Aug-30-16
SHEET 1 OF 1	APP.	BSJ	Aug-30-16

DOC. REV: A/1

PROPRIETARY

Document is the property of XFMRs Group & is not allowed to be duplicated without authorization.