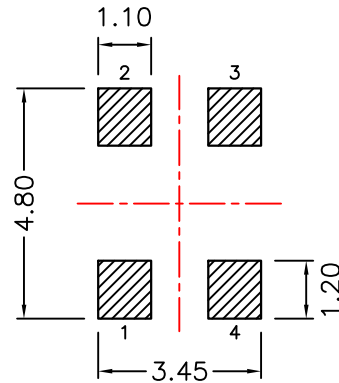
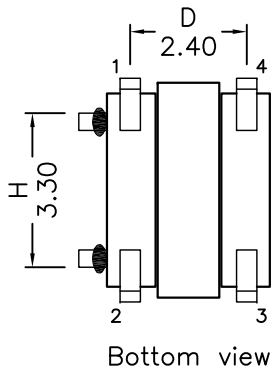
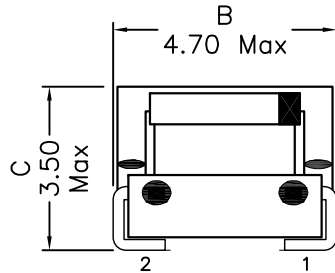
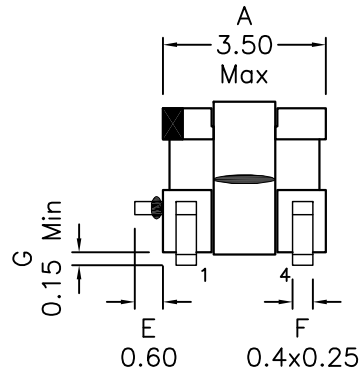
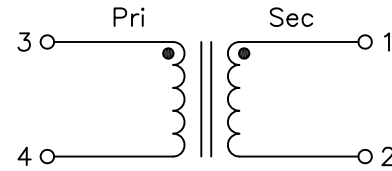


### 1. Mechanical Dimensions:



### 2. Schematic:



### 3. Electrical Specifications: 25°C

Inductance: Pins 1-2 1.28mH Min @100KHZ, 0.1V

Q: Pins 1-2 TBD Min @100KHZ, 0.1V

Freq Range: 50KHz-1MHz

DC Res: Pins 3-4 2.5mOhms Max

DC Res: Pins 1-2 13.0 Ohms Max

ET Constant: 36v\*uS

Burdon Resistor: 125 Ohms

Sec Turns: 125

Pri Current Rating: 7Arms for 40°C Temp Rise Typ

Hipot: 500Vac Wdg to Wdg for 2 Seconds

**Notes:**

1. Solderability: Leads shall meet MIL-STD-202G, Method 208H for solderability.
2. Flammability: UL94V-0
3. ASTM oxygen index: > 28%
4. Insulation System: Class F 155°C. UL file E151556
5. All listed parameters are to be within tolerance from -40°C to +125°C unless otherwise noted.
6. Storage Temperature Range: -20°C to +40°C
7. Aqueous wash compatible
8. SMD Lead Coplanarity: ±0.004"(0.102mm)
9. Electrical and mechanical specifications 100% tested
10. RoHS Compliant Component
11. Recommended IR Reflow peak temp of 250°C Max.

PRELIMINARY

DOC. REV: A/-

<b>XFMRs Inc</b> www.XFMRs.com	Title: TRANSFORMER		
	UNLESS OTHERWISE SPECIFIED	P/N: XF1285-EE4CS	REV. A
TOLERANCES: .xxx ±0.010	DWN.	Yuan	Oct-10-14
Dimensions in Inch	CHK.	YK Liao	Oct-10-14
SHEET 1 OF 1	APP.	Joe Huff	Oct-10-14

PROPRIETARY

Document is the property of XFMRs Group & is not allowed to be duplicated without authorization.