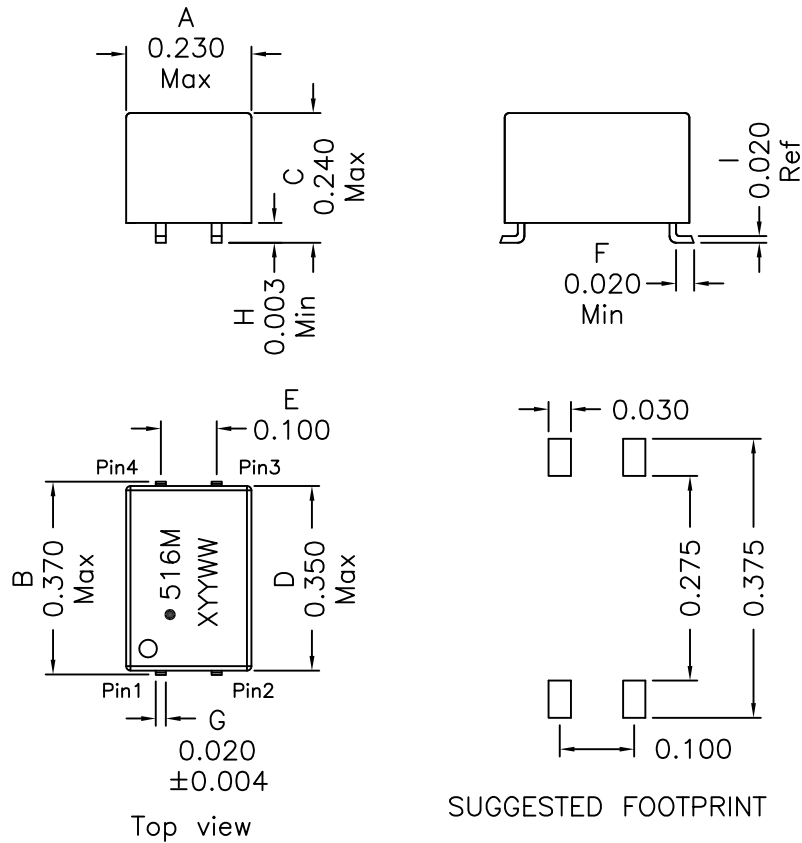
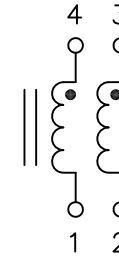


1. Mechanical Dimensions:



2. Schematic:



3. Electrical Specifications: @25°C

Rated Voltge: 80Vdc

Rated Current: 0.5Aac

DCR: 0.250hms Max each wdg.

Impedance: 1000 Ohms Min @10MHz

300 Ohms Min @100MHz

Isolation resistance: 100 MOhms Min

Isolation: 200Vrms

Q: 5 Min @10KHz, 50mV

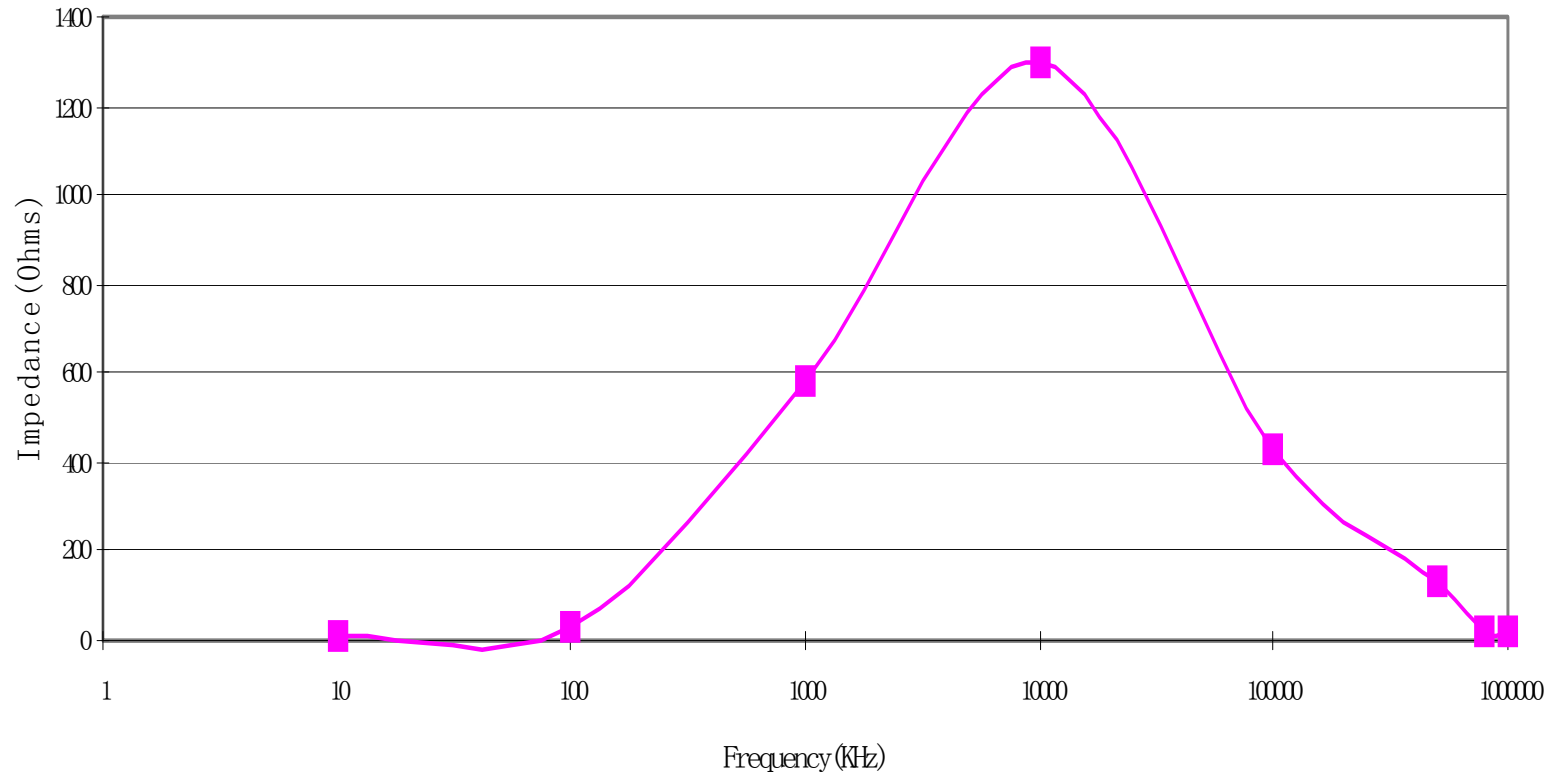
Notes:

1. Solderability: Leads shall meet MIL-STD-202G, Method 208H for solderability.
2. Flammability: UL94V-0
3. ASTM oxygen index: > 28%
4. Insulation System: Class F 155°C. UL file E151556
5. All listed parameters are to be within tolerance from -40°C to +85°C unless otherwise noted.
6. Storage Temperature Range: -55°C to +125°C
7. Aqueous wash compatible
8. SMD Lead Coplanarity: ±0.004"(0.102mm)
9. Electrical and mechanical specifications 100% tested
10. RoHS Compliant Component
11. Recommended IR Reflow peak temp of 250°C Max.

DOC. REV: B/4

XFMRs Inc www.XFMRs.com	Title: Common Mode Choke		
	UNLESS OTHERWISE SPECIFIED TOLERANCES: .xxx ±0.010 Dimensions in Inch	P/N: XF0516M-00SM	REV. B
SHEET 1 OF 2	DWN.	Yuan	Jun-08-16
	CHK.	YK Liao	Jun-08-16
	APP.	GL	Jun-08-16

XF0516M-00SM



DOC. REV: B/4

XFMRs Inc www.XFMRS.com	Title: Common Mode Choke		
	UNLESS OTHERWISE SPECIFIED TOLERANCES: .xxx ±0.010 Dimensions in Inch		P/N: XF0516M-00SM
SHEET 2 OF 2	DWN.	Yuan	Jun-08-16
	CHK.	YK Liao	Jun-08-16
	APP.	GL	Jun-08-16

PROPRIETARY

Document is the property of XFMRS Group & is not allowed to be duplicated without authorization.