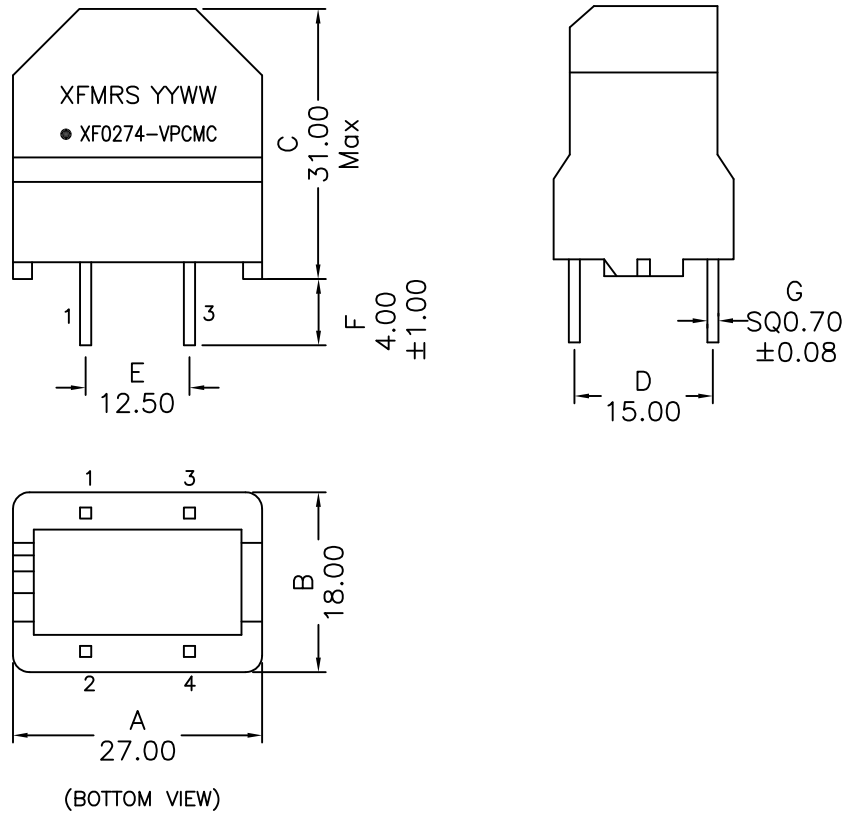


1. Mechanical Dimensions:

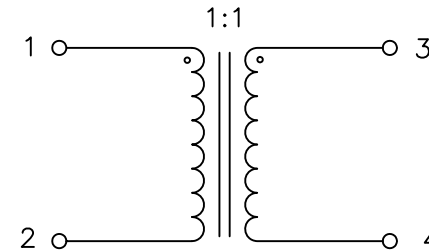


Notes:

1. Solderability: Leads shall meet MIL-STD-202G, Method 208H for solderability.
2. Flammability: UL94V-0
3. ASTM oxygen index: > 28%
4. Insulation System: Class F 155°C. UL file E151556
5. Operating Temperature Range: All listed parameters are to be within tolerance from -40°C to +85°C
6. Storage Temperature Range: -55°C to +125°C
7. Aqueous wash compatible
8. Electrical and mechanical specifications 100% tested
9. RoHS Compliant Component

DOC REV: B/8

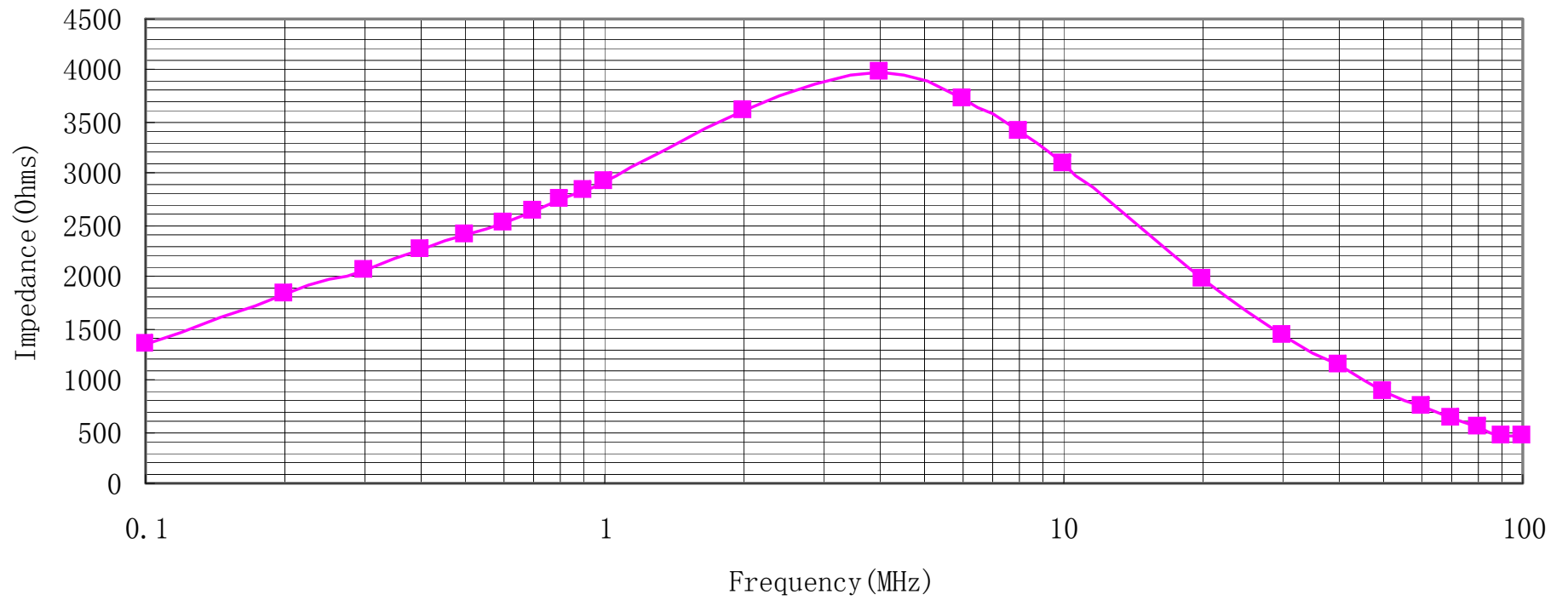
2. Schematic:



3. Electrical Specifications: @25°C

Inductance: 2.7mH±30% @1KHz 0.1V, Each Wdg
 LL: P1-2 30uH Typ @100KHz 0.1V Short P3-4
 DCR: 0.060 Ohms Typ, Each Wdg
 Rated RMS Current: 4.0 Amps Max
 Rated Voltage: 250VAC
 Isolation Voltage: 1500VAC 2sec Wdg. to Wdg.
 Q: P1-2 18 Min @1KHz 0.1V

XFMRs Inc. www.XFMRS.com	Title: COMMON MODE EMI SUPPRESSION INDUCTOR		
UNLESS OTHERWISE SPECIFIED TOLERANCES: .xx ±0.25 Dimensions in MM	P/N: XF0274-VPCMC		REV. B
	DWN.	Yuan	Jun-20-14
SHEET 1 OF 2	CHK.	YK Liao	Jun-20-14
	APP.	BSJ	Jun-20-14



DOC REV: B/8

XFMRs Inc. www.XFMRS.com	Title: COMMON MODE EMI SUPPRESSION INDUCTOR			
	UNLESS OTHERWISE SPECIFIED TOLERANCES: .xx ±0.25 Dimensions in MM		P/N: XF0274-VPCMC DWN. Yuan CHK. YK Liao APP. BSJ	REV. B Jun-20-14 Jun-20-14 Jun-20-14
SHEET 2 OF 2				

PROPRIETARY

Document is the property of XFMRs Group & is not allowed to be duplicated without authorization.