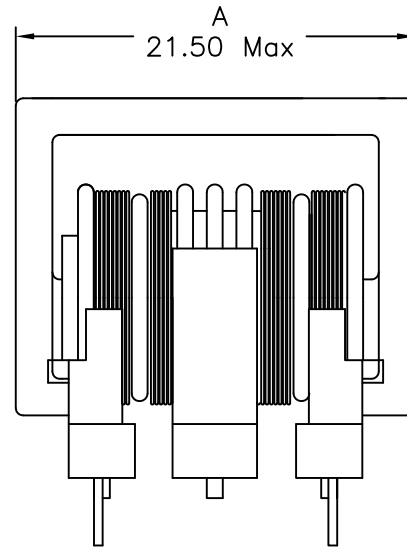
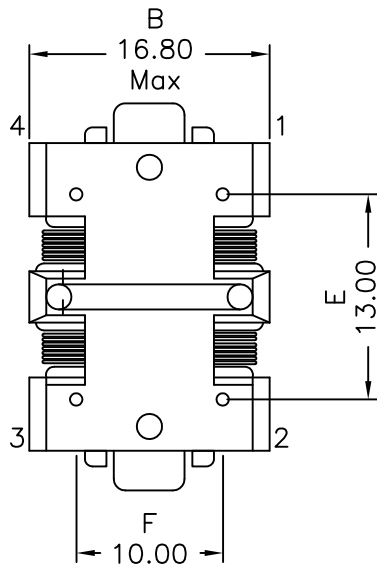
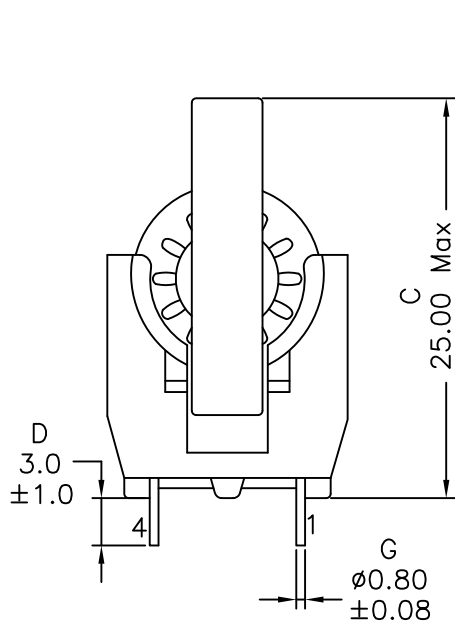


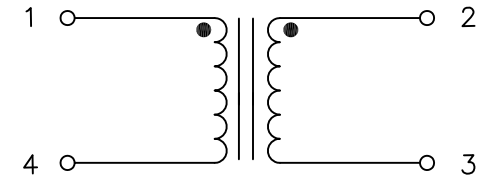
## 1. Mechanical Dimensions:



TOP Marking:

XF0273-ET20 YYWW

## 2. Schematic:



## 3. Electrical Specifications:

OCL: 27mH-30/+50% @10KHz 0.1V, Each Wdg

Q: Pins 1-4 TBD Min @10KHz 0.1V

LL: Pins 1-4 TBDuH Min @100KHz 0.1V

DCR: 1000 mOhms Typ, Each Wdg

IDC: 0.7Arms Max

Rated Voltage: 250Vac/dc

Isolation Voltage: 1500Vac Wdg to Wdg

### Notes:

1. Solderability: Leads shall meet MIL-STD-202G, Method 208H for solderability.
2. Flammability: UL94V-0
3. ASTM oxygen index: > 28%
4. Insulation System: Class F 155°C. UL file E151556
5. Operating Temperature Range: All listed parameters are to be within tolerance from -40°C to +85°C
6. Storage Temperature Range: -55°C to +125°C
7. Aqueous wash compatible
8. Electrical and mechanical specifications 100% tested
9. RoHS Compliant Component

DOC. REV: A/1

<b>XFMRs Inc</b> www.XFMRs.com	Title: LINE FILTER		
	UNLESS OTHERWISE SPECIFIED TOLERANCES: .xx ±0.30 Dimensions in mm		P/N: XF0273-ET20
SHEET 1 OF 1	DWN.	Feng	Jul-30-13
	CHK.	YK Liao	Jul-30-13
	APP.	BSJ	Jul-30-13

**PROPRIETARY**

Document is the property of XFMRs Group & is not allowed to be duplicated without authorization.