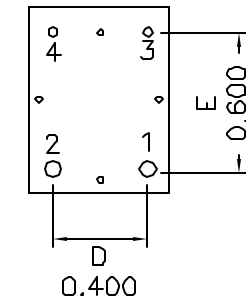
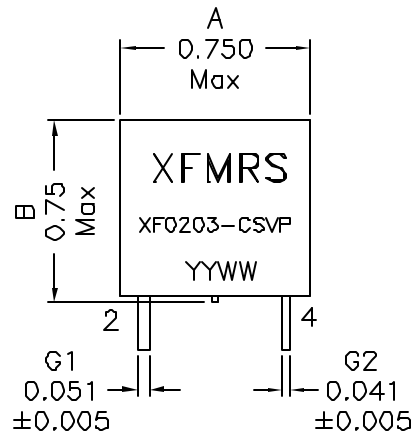
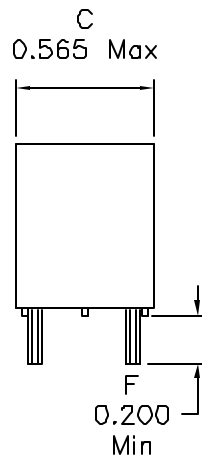


## 1. Mechanical Dimensions:



Bottom View

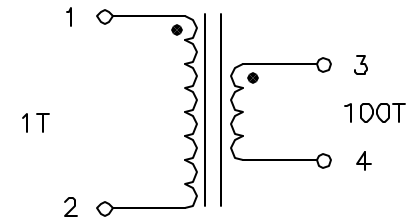


### Notes:

1. Solderability: Leads shall meet MIL-STD-202G, Method 208H for solderability.
2. Flammability: UL94V-0
3. ASTM oxygen index: > 28%
4. Insulation System: Class F 150°C. UL file E151556
5. Operating Temperature Range: All listed parameters are to be within tolerance from -40°C to +85°C
6. Storage Temperature Range: -55°C to +125°C
7. Aqueous wash compatible
8. Electrical and mechanical specifications 100% tested
9. RoHS Compliant Component

DOC. REV A/3

## 2. Schematic:



## 3. Electrical Specifications: @25°C

OCL: Pins 3-4 20mH Min @1.0KHz,1.0V

Q: Pins 3-4 4.0 Min @1.0KHz,1.0V

DCR: P3-4 1.4 Ohms Max

Sensed Current: 37A Max

Sensitivity:  $V_{out}=1V$  ;  $I_{in}=1A$

Terminating Resistor: 56 Ohm

Turns: 100

Isolation: 3750Vrms Pri to Sec

**XFMRS Inc.**  
www.XFMRS.com

Title:  
Current Sense Transformer

UNLESS OTHERWISE SPECIFIED  
TOLERANCES:  
.xxx ±0.010

P/N: XFD0203-CSVP REV. A

Dimensions in INCH

DWN. Xianyi May-27-09

SHEET 1 OF 1

CHK. YK Liao May-27-09

APP. Joe Huff May-27-09