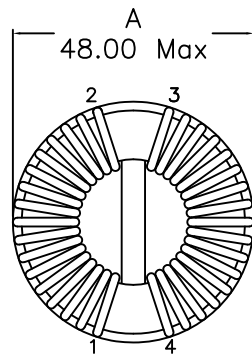
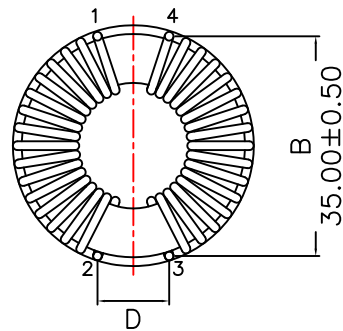


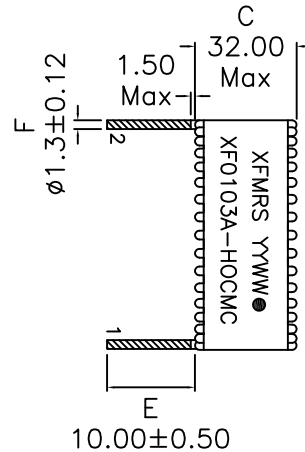
## 1. Mechanical Dimensions:



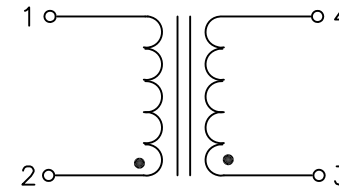
Top view



Bottom view



## 2. Schematic:



## 3. Electrical Specifications: @25°C

OCL: 10mH Min @10KHz, 0.1V each wdg

OCL Match: 300uH Max

Q: 1.0 Min @10KHz, 0.1V each wdg

DCR: 35.0 mOhms Max each wdg

Rated Current: 10A Max

Turns Ratio: (2-1):(3-4)=1.000:1.000±2%

Hipot: 500Vrms, Wdg to Wdg

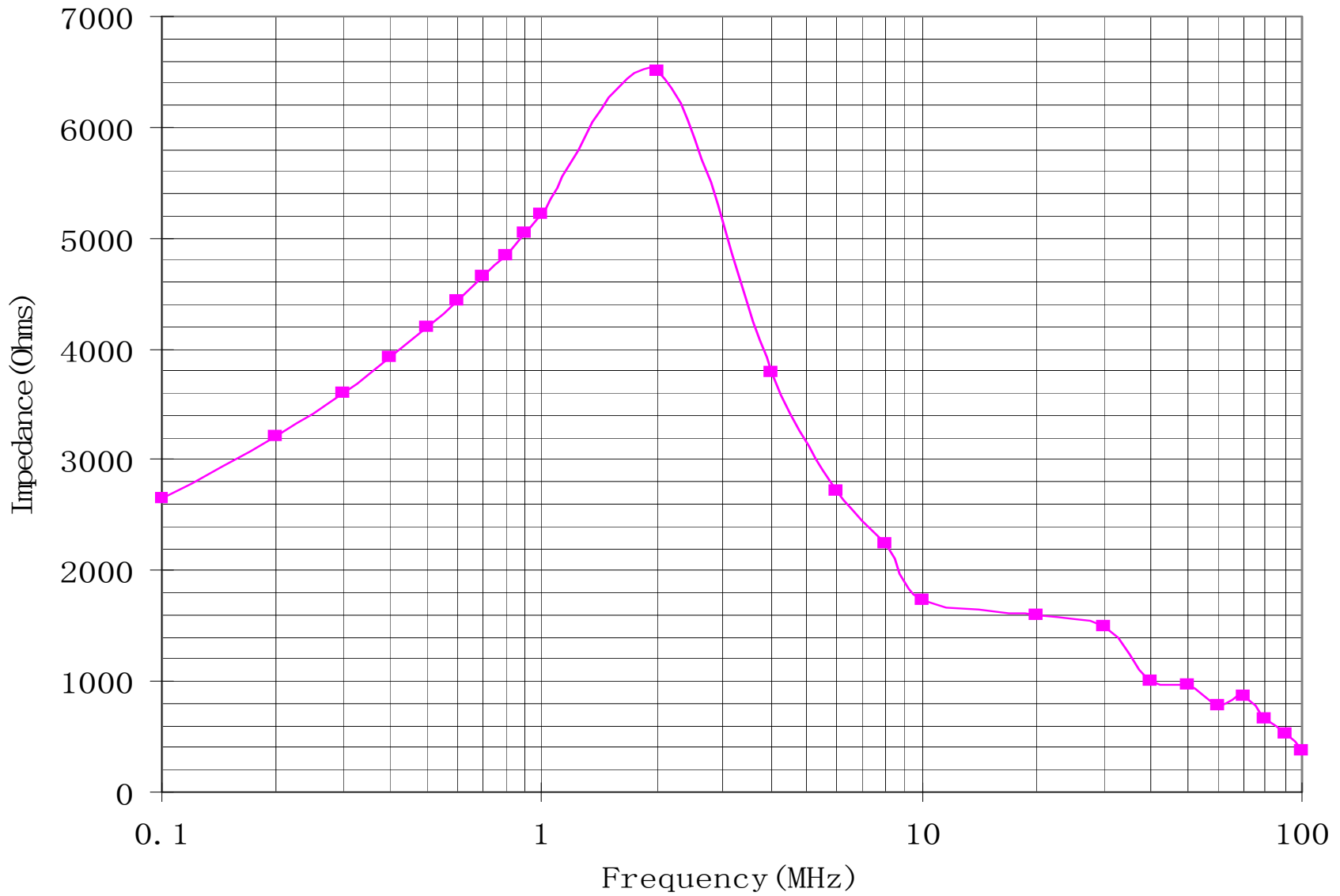
**PRELIMINARY**

### Notes:

1. Solderability: Leads shall meet MIL-STD-202G, Method 208H for solderability.
2. Flammability: UL94V-0
3. ASTM oxygen index: > 28%
4. Insulation System: Class F 155°C. UL file E151556
5. All listed parameters are to be within tolerance from -40°C to +125°C unless otherwise noted.
6. Storage Temperature Range: -55°C to +125°C
7. Aqueous wash compatible
8. Electrical and mechanical specifications 100% tested
9. RoHS Compliant Component

DOC. REV: A/-

<b>XFMRs Inc</b> www.XFMRs.com	Title: Common Mode Choke		
UNLESS OTHERWISE SPECIFIED TOLERANCES: .xx ±0.25 Dimensions in MM	P/N: XF0103A-HOCMC	REV. A	
	DWN.	Yuan	Dec-09-14
	CHK.	YK Liao	Dec-09-14
SHEET 1 OF 2	APP.	BSJ	Dec-09-14



DOC. REV: A/-

<b>XFMRs Inc</b> www.XFMRs.com  UNLESS OTHERWISE SPECIFIED TOLERANCES: .xx ±0.25 Dimensions in MM  SHEET 2 OF 2	Title: Common Mode Choke		
	P/N: XF0103A-HOCCM		REV. A
	DWN.	Yuan	Dec-09-14
	CHK.	YK Liao	Dec-09-14
	APP.	BSJ	Dec-09-14

**PROPRIETARY** Document is the property of XFMRs Group & is not allowed to be duplicated without authorization.