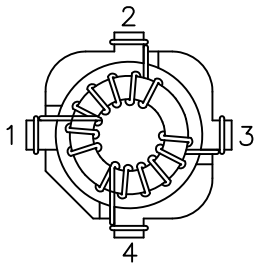
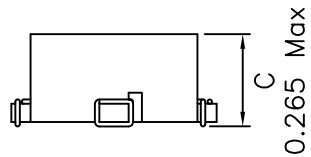
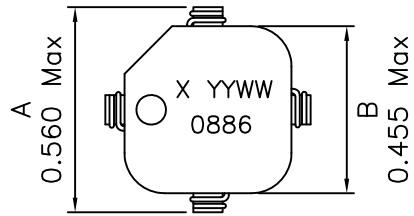
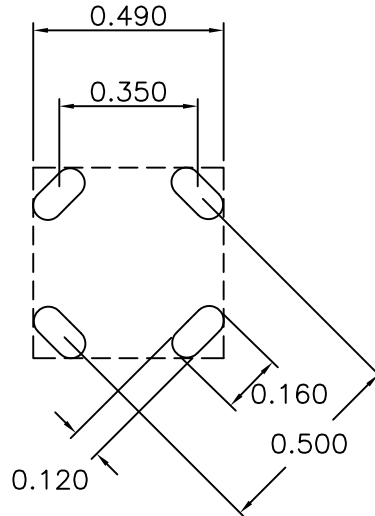


1. Mechanical Dimensions:



BOTTOM VIEW

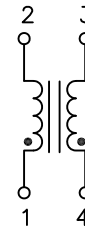


RECOMMENDED LAYOUT PATTERN
(TOP VIEW)

Notes:

1. Solderability: Leads shall meet MIL-STD-202G, Method 208H for solderability.
2. Flammability: UL94V-0
3. ASTM oxygen index: > 28%
4. Insulation System: Class F 155°C. UL file E151556
5. Operating Temperature Range: All listed parameters are to be within tolerance from -40°C to +85°C
6. Storage Temperature Range: -55°C to +125°C
7. Aqueous wash compatible
8. SMD Lead Coplanarity: $\pm 0.004^*(0.102\text{mm})$
9. Electrical and mechanical specifications 100% tested
10. RoHS Compliant Component
11. No Varnish Required
12. Recommended IR Reflow peak temp of 250°C Max.

2. Schematic:



3. Electrical Specifications: @25°C

OCL: 88uH Min @100KHz, 0.25V Each Wdg

Q: Pins 1-2 tbd @100KHz, 0.25V

DCR: 0.010 Ohms Typ, Each Wdg

LL: Pins 1-2 0.85uH typ @100KHz 0.25V, Short Sec

Cw/w: Pins 1-4 3.50pF typ @100KHz 0.25A

Turns Ratio: (1-2):(4-3) = 1:1

Rated Current: 3.95Arms Max

Isolation: 300Vdc for 1 Min (wdg to wdg)

PRELIMINARY

DOC. REV: A/-

XFMRs Inc. www.XFMRs.com	Title: Common Mode Choke		
	UNLESS OTHERWISE SPECIFIED	P/N: 7XF0886-CMC	REV. A
TOLERANCES: .xxx ± 0.010	DWN.	Yuan	Apr-24-15
Dimensions in Inch	CHK.	YK Liao	Apr-24-15
SHEET 1 OF 1	APP.	DDC	Apr-24-15

PROPRIETARY

Document is the property of XFMRs Group & is not allowed to be duplicated without authorization.