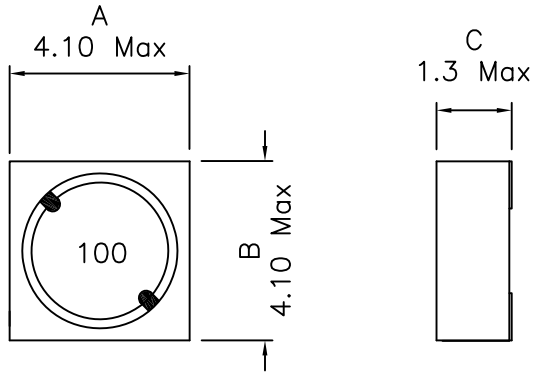
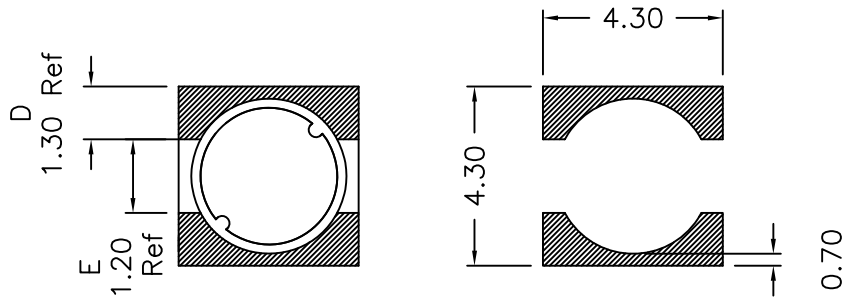


1. Mechanical Dimensions:



TOP VIEW




TOP VIEW

BOTTOM VIEW

PAD
LAYOUT

2. Schematic:



3. Electrical Specification:

OCL: $10\mu\text{H} \pm 20\%$ @100KHz 0.1V

DCR: 0.350 Ohms Max

Rated Current: 1.3Adc Max (Based on 30% drop in OCL)

Rated Current: 0.95Adc Max (Based on 40°C Temp Rise)

SRF: 50MHz Typ

Notes:

1. Solderability: Leads shall meet MIL-STD-202G, Method 208H for solderability.
2. Flammability: UL94V-0
3. ASTM oxygen index: > 28%
4. Insulation System: Class F 155°C. UL file E151556
5. Operating Temperature Range: All listed parameters are to be within tolerance from -40°C to +85°C
6. Storage Temperature Range: -55°C to +125°C
7. Aqueous wash compatible
8. SMD Lead Coplanarity: $\pm 0.004"$ (0.102mm)
9. Electrical and mechanical specifications 100% tested
10. RoHS Compliant Component

DOC. REV: A/2

XFMRs Inc. www.XFMRS.com	Title: SHIELDED INDUCTOR		
	UNLESS OTHERWISE SPECIFIED		P/N: XFTPRH4012-100M
TOLERANCES: .x $\pm 0.30\text{mm}$ Dimensions in mm	DWN.	Juan Mao	Jun-09-16
	CHK.	YK Liao	Jun-09-16
SHEET 1 OF 1	APP.	GL	Jun-09-16