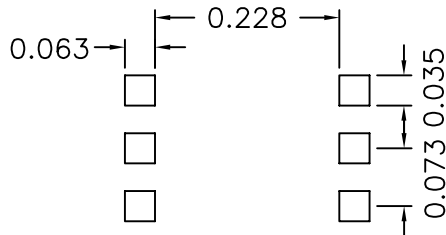
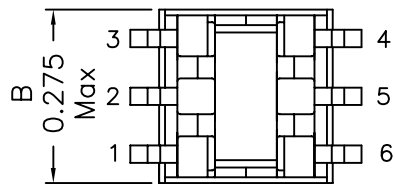
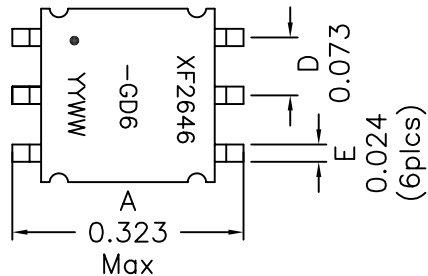
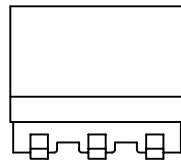
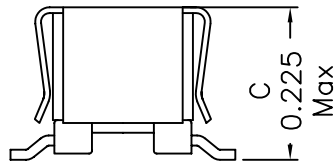


## 1. Mechanical Dimensions:

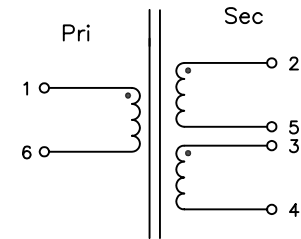


SUGGESTED PCB LAYOUT

### Notes:

1. Solderability: Leads shall meet MIL-STD-202G, Method 208H for solderability.
2. Flammability: UL94V-0
3. ASTM oxygen index: > 28%
4. Insulation System: Class F 155°C. UL file E151556
5. Operating Temperature Range: All listed parameters are to be within tolerance from -40°C to +125°C
6. Storage Temperature Range: -55°C to +125°C
7. Aqueous wash compatible
8. SMD Lead Coplanarity: ±0.004"(0.102mm)
9. Electrical and mechanical specifications 100% tested
10. RoHS Compliant Component

## 2. Schematic:



## 3. Electrical Specifications: @25C

OCL: Pins 1-6 264uH Min @100KHz,0.1V

Q: Pins 1-6 40 Min @100KHz 0.1V

LL: Pins 1-6 0.3uH Max @100KHz 0.1V Short all else

Cw/w: Pins 1-2 95pF Max @100KHz 0.1V Tie Pin5+3

DCR: Pins 1-6 1.50 Ohms Max

Pins 2-5 1.50 Ohms Max

Pins 3-4 1.50 Ohms Max

Turns Ratio: (1-6):(2-5):(3-4)=1:1:1±2%

Hipot: 1500Vdc 2mA Pri to Sec

300Vdc Sec to Sec

DOC. REV B/5

<b>XFMRs Inc</b> www.XFMRs.com	Title: DC/DC SURFACE MOUNT GATE DRIVE TRANSFORMER		
	UNLESS OTHERWISE SPECIFIED TOLERANCES: .xxx ±0.010 Dimensions in inch Scale 1.5:1 SHT 1 OF 1	P/N: XF2646-GD6 DWN. CHK. APP.	REV. B Xianyi YK Liao BW