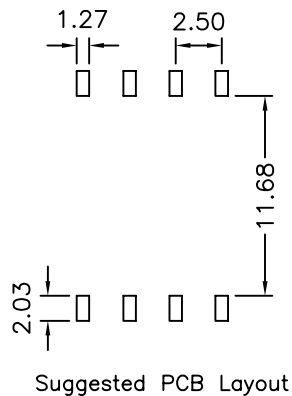
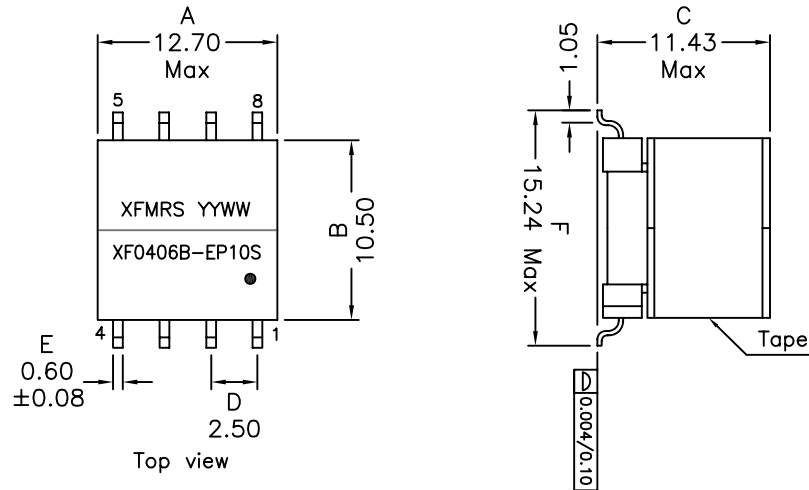


1. Mechanical Dimensions:

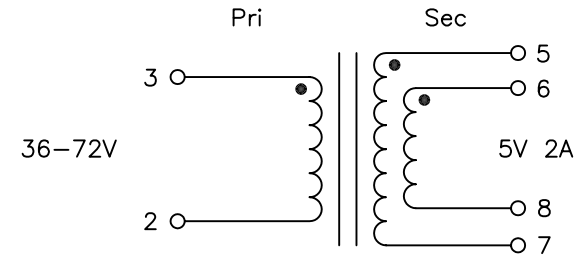


Notes:

1. Solderability: Leads shall meet MIL-STD-202G, Method 208H for solderability.
2. Flammability: UL94V-0
3. ASTM oxygen index: > 28%
4. Insulation System: Class F 155°C. UL file E151556
5. Operating Temperature Range: All listed parameters are to be within tolerance from -40°C to +85°C
6. Storage Temperature Range: -40°C to +85°C
7. Aqueous wash compatible
8. SMD Lead Coplanarity: ±0.004*(0.102mm)
9. Electrical and mechanical specifications 100% tested
10. RoHS Compliant Component

DOC REV: A/3

2. Schematic:



3. Electrical Specifications: @25°C

OCL: Pins 3-2 40uH±10% @10KHz 0.1V

Pins 3-2 36uH Min @10KHz 0.1V, @1.3Adc

Q: Pins 3-2 15 Min @10KHz 0.1V

LL: Pins 3-2 0.70uH Max @100KHz 0.1V, Short all else

Cw/w: Pins 3-5 80pF Max @100KHz 0.1V, Short Sec

DCR: Pins 3-2 0.098 Ohms Max

Pins 5-7 0.085 Ohms Max

Pins 6-8 0.085 Ohms Max

Turns Ratio: (3-2):(5-7):(6-8) = 1.0:0.4:0.4±2%

Hipot: 1500Vac, Pri to Sec

XFMRS Inc www.XFMRS.com	Title: PoE TRANSFORMER		
	UNLESS OTHERWISE SPECIFIED	P/N: XF0406B-EP10S	REV. A
TOLERANCES:	DWN.	Feng	Jul-11-12
.xx ±0.25	CHK.	YK Liao	Jul-11-12
Dimensions in MM	APP.	BW	Jul-11-12
SHEET 1 OF 1			